



Senior Phase Update

27th March 2019

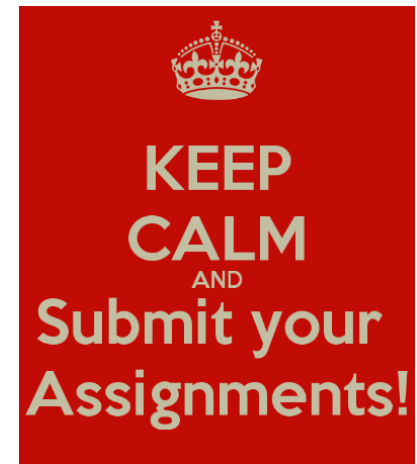


Today's Assembly

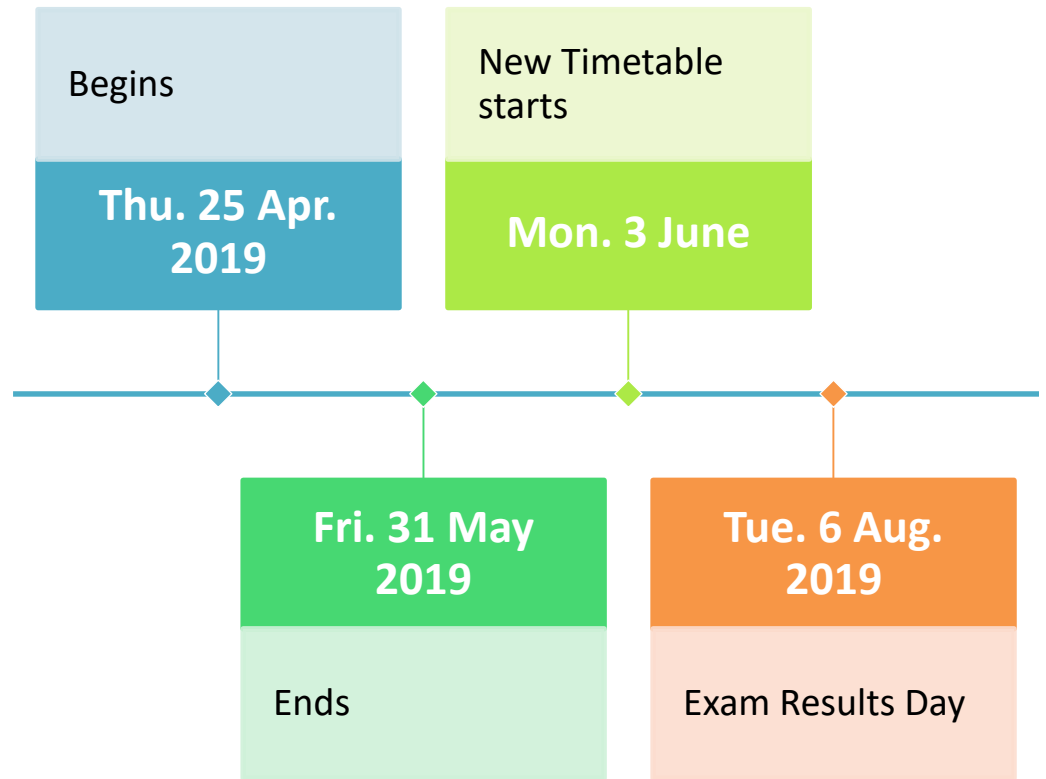
- Folios/ assignments/ coursework
- You should collect:
 - your personalised SQA transcript/ exam timetable
 - A copy of Your Exams 2019
 - A copy of MySQA
 - A letter about exam leave arrangements
- Spring Break Study School
- Curriculum Consultation

Folios/assignments/coursework

- Some N5 assignments/coursework – sent to SQA
- N5/Higher/AH assignments/coursework/marks – sent to SQA over next few weeks
- Ensure all coursework/assessments are completed – to the highest standards
- SQA deadlines are fixed!



Exam leave



SQA Transcript & Timetable



Check your transcript and timetable carefully



Check each subject and level



Check your name appears correctly



Check your date of birth appears correctly



Check your address is listed correctly



Tell Miss Lee today if there are any mistakes

SQA: Your Exams 2019



Preparing for your exams and exam day



Preparing for your exams

Timetable

You can see the exam timetable at www.sqa.org.uk/timetable

Always double-check the times of your exams with your teachers or lecturers, as schools and colleges can change the start times slightly.

Make sure you know what exams you're taking, when they are, and where they are.

SQA apps


There are free apps to support you at exam time.

The **MyExams** app lets you create and view your personal timetable, add notes, and add your personal timetable to other calendars.

The **MyStudyPlan** app helps you to organise your revision by creating a personal study plan.

You can also create your own personal exam timetable using the online timetable builder.

Find out more at www.sqa.org.uk/studyplan



On exam day

Arriving for your exam

You should be outside the exam room at least 10 minutes before the exam is due to start. If you are late, you must report to the teacher or lecturer in charge of SQA exams. They will let you know if you can sit the exam.

What if something unexpected happens and my performance is affected on the day, or I cannot take the exam?

You or your parent or carer should contact your school or college as soon as possible.

They will be able to discuss your options and whether or not you would be entitled to 'exceptional circumstances' consideration. For this to happen, your school or college would need to contact us. They must do this within 10 days after the exam, so it's really important that you speak to them as soon as possible.

When in school during study leave



You must wear full school uniform



You must bring your notes to study



You must check in advance when your teacher is available



If the school library is open, you must follow the code of conduct if you wish to study there



You must ensure you are quiet – exams will be taking place around the building.

MySQA – to receive results by text/ email



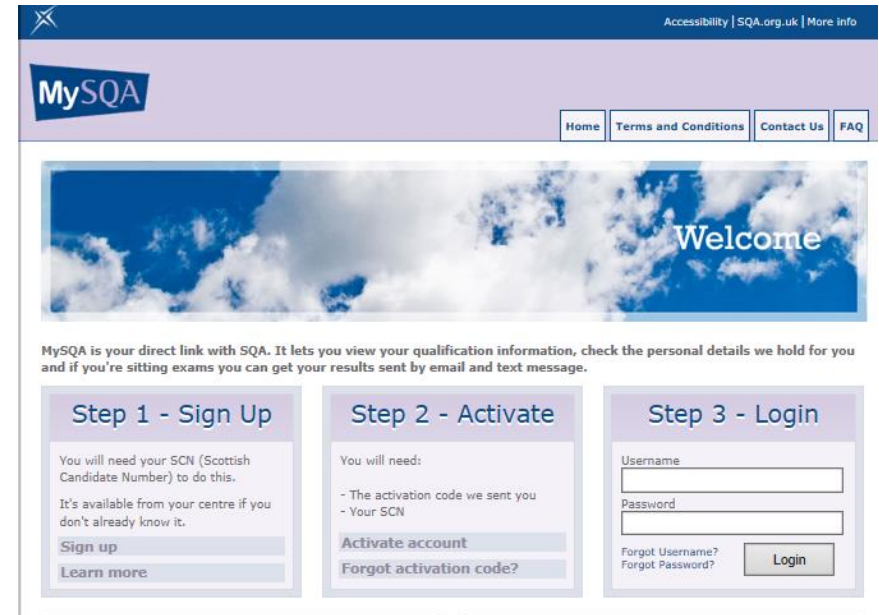
A promotional poster for MySQA. It features a teal background with a smartphone in the center displaying a notification icon. The phone is surrounded by stylized, curved lines representing signal waves. In the top right corner, there is a MySQA logo. The main text is in large, bold, orange letters: "DINNAE GET SWERVED". Below this, a white speech bubble contains the text: "Don't be the only one left waiting for your grades. Get your exam results direct by text or email." In the bottom left corner, it says "February 2019".

MySQA

DINNAE GET SWERVED

Don't be the only one left waiting for your grades. Get your exam results direct by text or email.

February 2019



A screenshot of the MySQA website interface. The top navigation bar is blue with the MySQA logo on the left and links for "Accessibility | SQA.org.uk | More info" on the right. Below this is a light purple header with the MySQA logo and navigation links: "Home", "Terms and Conditions", "Contact Us", and "FAQ". The main content area features a banner with a blue sky and white clouds, with the word "Welcome" in white text. Below the banner, a paragraph states: "MySQA is your direct link with SQA. It lets you view your qualification information, check the personal details we hold for you and if you're sitting exams you can get your results sent by email and text message." The interface is divided into three columns for user steps:

- Step 1 - Sign Up**: You will need your SCN (Scottish Candidate Number) to do this. It's available from your centre if you don't already know it. Buttons: "Sign up", "Learn more".
- Step 2 - Activate**: You will need: - The activation code we sent you - Your SCN. Buttons: "Activate account", "Forgot activation code?".
- Step 3 - Login**: Username: Password: Buttons: "Forgot Username?", "Forgot Password?", "Login".

Post results service

Support

There are useful videos that help to explain your certificate. You can watch these at www.sqa.org.uk/certificate

You can find answers to the most common questions at www.sqa.org.uk/faqs

You can contact us by filling in a candidate enquiry form online at www.sqa.org.uk/candidateenquiryform

Our Candidate Advice Line will be able to help answer questions about your certificate from Tuesday 6 August until Friday 9 August. The number is 0345 279 1000.



Results Services

Our Results Services are in place to support you:

- during exam time, if your performance in an exam has been affected or you have not been able to go to an exam due to exceptional circumstances, such as a death or serious illness
- after results day, if you have any concerns about your grade.

If you don't understand your certificate or you think something is wrong, contact your school or your college's student-records department.



What if the grade on my certificate doesn't seem right?

You should discuss your concerns with your school or college immediately. If they believe that your grade may be incorrect, they can ask us to review your work. This review can be prioritised if you have a conditional place at university or college that depends on your grade. Your school or college will be able to give you full details about our Results Services. You can also find out more at www.sqa.org.uk/resultsservices

Spring Break Study School

Day	Date	Session 1		Interval	Session 2		Lunch	Session 3	
		8.45 am A	9.45 am B	10.45	11 am A	12 noon B	1 pm	1.30pm A	2.30pm B
Monday	1st April	Higher Maths Mr Prentice B105	Higher Maths Mr Prentice B105	SMT	Higher History Mr Robson A204	Higher History Mr Robson A204	SMT	AH/ H/N5 Maths Mr Prentice B105	AH/H/ N5 Maths Mr Prentice B105
		N5 History Mr Robson A204	N5 History Mr Robson A204		N5 Maths Mr Prentice B105	N5 Maths Mr Prentice B105		N5 Hospitality Mrs Dunbar A102	N5 Hospitality Mrs Dunbar A102
		Supervised Study School Library SMT	Supervised Study School Library SMT		N5 Hospitality Mrs Dunbar A102	N5 Hospitality Mrs Dunbar A102		Supervised Study School Library SMT	Supervised Study School Library SMT
					Supervised Study School Library SMT	Supervised Study School Library SMT			

Timetable days 2 and 3

Day	Date	Session 1		Interval	Session 2		Lunch	Session 3	
Tues	2nd April	8.45 am A	9.45 am B	10.45	11 am A	12 noon B	1 pm	1.30pm A	2.30pm B
		N5 French Ms Begou A206	N5 French Ms Begou A206	SMT	H French Ms Begou A206	H French Ms Begou A206	SMT	N5 German Ms Begou A206	N5 German Ms Begou A206
		N5/H Drama Ms Gardner B103	N5/H Drama Ms Gardner B103		N5/H Drama Ms Clark B103	N5/H Drama Ms Clark B103		N5 English Ms Streatfield A107	N5 English Ms Streatfield A107
		Higher Maths Mr Burns B106	Higher Maths Mr Burns B106		N5 English Ms Streatfield A107	N5 English Ms Streatfield A107		Higher Maths Mr Burns B106	Higher Maths Mr Burns B106
		Supervised Study School Library SMT	Supervised Study School Library SMT		N5 Maths Mr Burns B106	N5 Maths Mr Burns B106		Supervised Study School Library SMT	Supervised Study School Library SMT
					Supervised Study School Library SMT	Supervised Study School Library SMT			
Wed	3rd April	H Computing Mrs Forbes B210	H Computing Mrs Forbes B210	SMT	H Geography Ms Leckenby A205	H Geography Ms Leckenby A205	SMT	N5 Maths Mrs Rae B101	N5 Maths Mrs Rae B101
		N5 Geography Ms Leckenby A205	N5 Geography Ms Leckenby A205		N5 Maths Mrs Rae B101	N5 Maths Mrs Rae B101		Supervised Study School Library SMT	Supervised Study School Library SMT
		Supervised Study School Library SMT	Supervised Study School Library SMT		N5 Computing Mrs Forbes B210	N5 Computing Mrs Forbes B210			
					Supervised Study School Library SMT	Supervised Study School Library SMT			

Spring Break Study school

- School uniform not required. No football colours.
- Canteen won't be open – please bring a packed lunch if you'd like to have lunch in school.
- Book your place at

<https://tinyurl.com/y6qtc3yk>

Spring Break Study School 2019 App Form

* Required

Pupil Forename *

Your answer

Pupil Surname *

Your answer

Year Group *

Choose

Email address

Your answer

Monday, 1st April - Session 1

Higher Maths - Mr
Prestice

NS History - Mr
Robson

Super/Lead Study -
SMT (Library)

Session 1 - 8.45am -
10.45am

Monday, 1st April - Session 2

Higher History -
Mr Robson

NS Maths - Mr
Prestice

NS Hospitality -
Mrs Dunbar

Super/Lead Study -
SMT (Library)

Session 2 - 11am
- 1pm

Curriculum Consultation

Thank you for giving us your opinions about how we can improve your school day and the curriculum you study.

Senior Phase students will now study 7 National qualifications in S4 (4 periods per subject). In S5/6, National qualification classes will be four periods per week and Highers will be six periods per week.

Tutor time will be introduced from August (10 minutes each morning). School will start at 8.40 am, finish at 3.35 pm from Mon- Thurs and then finish at 12.30 pm on Fridays.

The school week from August

Monday - Thursday			Friday	
8.40 – 8.50am	Tutor Time		8.40 – 8.50am	Tutor Time
8.50 – 9.40am	Period 1		8.50 – 9.40am	Period 1
9.40 – 10.30am	Period 2		9.40 – 10.30am	Period 2
10.30 – 11.20am	Period 3		10.30 – 10.50am	Interval
11.20 – 11.35am	Interval		10.50 – 11.40am	Period 3
11.35 – 12.25pm	Period 4		11.40 – 12.30pm	Period 4
12.25 – 1.15pm	Period 5		School finishes at 12.30pm on Friday	
1.15 – 1.55pm	Lunch			
1.55 – 2.45pm	Period 6			
2.45 – 3.35pm	Period 7			

Work Placements

All students must complete work experience in the year that they leave school (if you haven't already done this!)

We will try to help you find a placement linked to your career aims.

You can gain an SQA qualification (level 4 or 5)

Completing work experience makes you more employable!

Please speak to Mr Gray or your Pupil Support Teacher for more information.

Key Dates

- Friday, 29th March – School closes
- Monday, 1st April, Tuesday 2nd April and Wednesday 3rd April – Spring Break Study School
- Monday, 15th April – School reopens
- Friday, 19th April – Easter Friday (holiday)
- Monday, 22nd April – Easter Monday (holiday)
- Thursday, 25th April – SQA Exams begin
- Monday, 3rd June – New Timetable begins



Summary



SQA Transcripts/Timetables



Your Exams 2019



MySQA



Work Placement



Remember: we are always here to help you...please speak to someone if you need help or advice with exam preparation, career planning or if something is worrying you.